






G1L4 – Sorting Shapes Game

Preparing the game: Cut out all of the circular shape cards. You may want to glue another sheet (paper or foam) on the back to prevent players from seeing the shape through the paper. Make sure they're all the same color, though, so that doesn't give players a clue when they're drawing! The other option is to use milk jug lids – you'd need a lot, though!

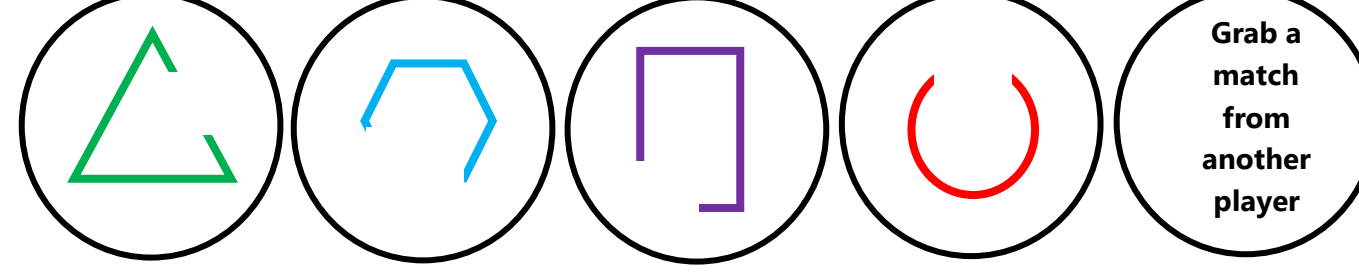
Directions: Divide the large shapes evenly between players (if any shapes are not used, just discard the cards with that shape either before the game or as they are drawn during play). Place all the circular shape cards in the center, face-down. On each turn, the player draws a circular shape card. If the card matches one of the players large shapes, the player puts the card on the shape. If it does not match that player's shapes, it is returned to the pile. The first player to fill all of his/her large shapes, wins!

A few circles have open shapes that do not match any cards. Others allow a player to draw two cards in one turn or to keep it until a shape is drawn by another player that matches one of their own cards and grab it!






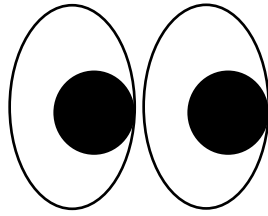




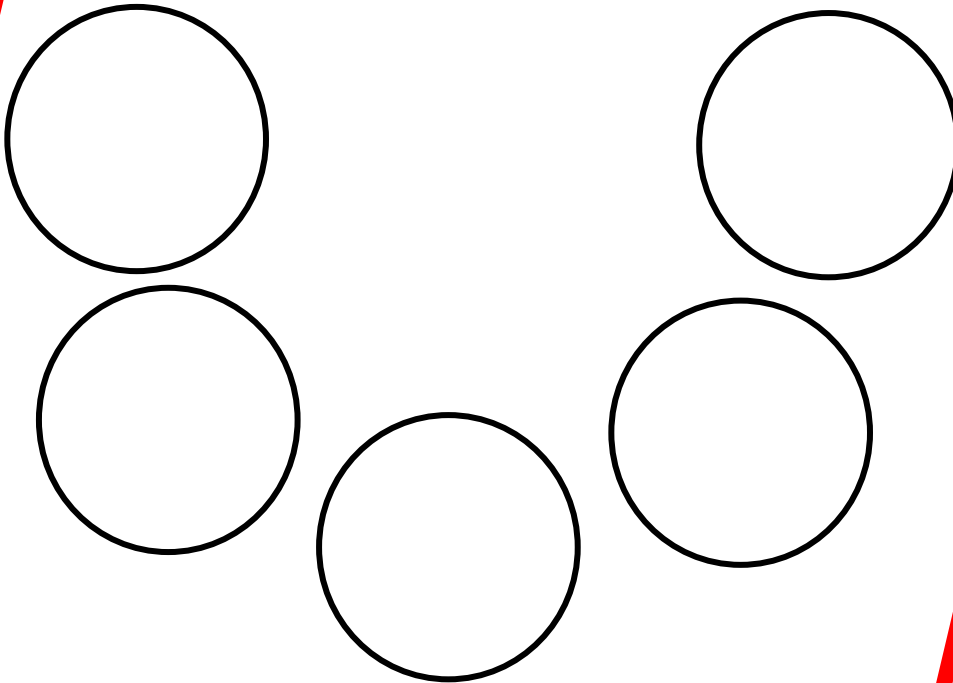

Draw two cards! Draw two cards! Draw two cards! Grab a match from another player Grab a match from another player








circle









parallelogram



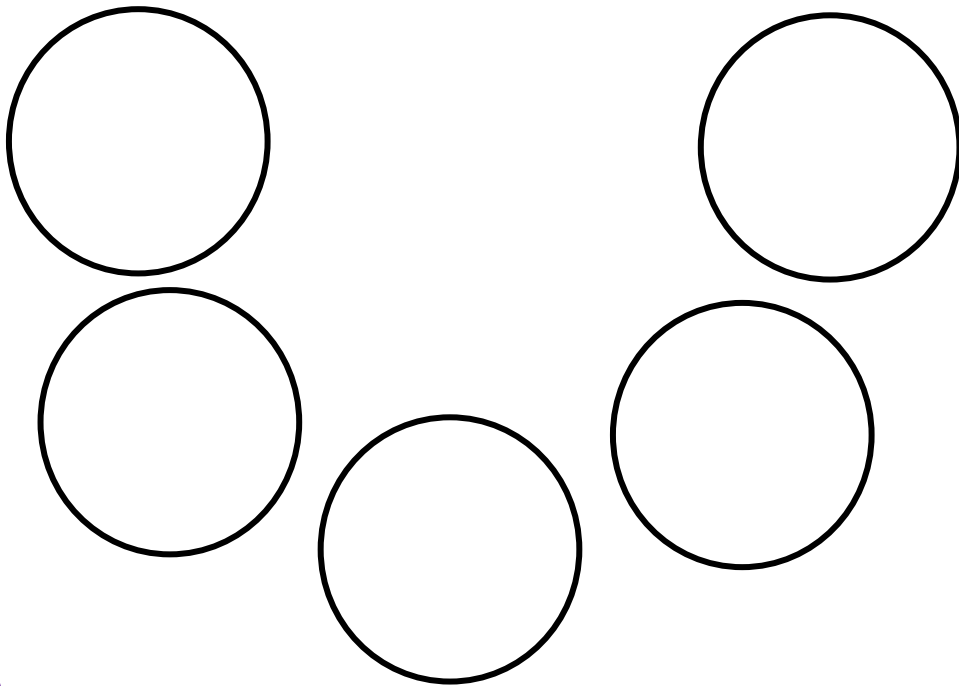
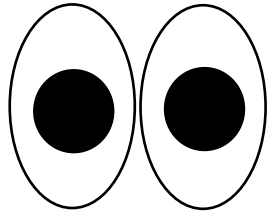



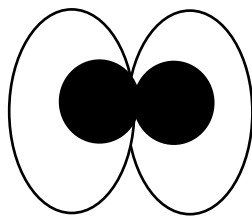
rectangle

trapezoid









pentagon






triangle

square



hexagon



HOME SCHOOL
4 REAL LIFE

